

FIORELLA F360 / F360 EX

f Slim Fit

CRASH
TESTED
20G

PULL
TESTED
20G

GUARANTEED
2 YEARS



Compact and Stylish: Slim Fit

The new Fiorella lift fits both compact and large vehicles and is the perfect synthesis between functionality, safety and ergonomics. It's light and compact to be suitable for the modern vehicles, setting a new level

of aesthetics and comfort. Fiorella Slim Fit was designed specifically for people and it's available also in the Extended version with a larger platform, particularly suitable for modern electric wheelchairs.



F360 SLIM FIT - Left Arm

F360 EX SLIM FIT - Right Arm



NEW DESIGN - SLIM FIT

Italian design and cutting-edge engineering offer the user maximum reliability and safety during loading and transport phases. Fiorella Slim Fit is compact and silent and it's a perfect solution for family vehicles, taxis and small vans in general. The new covers can be painted to match vehicle's color.



INTUITIVE INTERFACE

Fiorella Slim Fit Lift boasts an unrivaled ease of use, and it can be operated via a number of different control systems. Radio remote is a standard feature on all Fiorella Lifts and the unique LCD interface provides the user all the important information during operation and when maintenance is needed. A wired remote option is also available.



Easy = Safe

Fiorella Slim Fit can also be equipped with Evo-Twister, the new swivel base that allows to rotate the lift by 90°. Compact size, swivel function and ergonomic design allow the care giver to perform loading and tie-down operations very quickly, with maximum safety and comfort. Please visit our website to learn how Fiorella can be the perfect solution for your transport needs.

FEATURES AND BENEFITS



2 PLATFORM SIZES
to suit every vehicle and every wheelchair



TESTED
to perform up to 15.000 cycles without maintenance



360KG PAYLOAD
ensures maximum safety even with heavy wheelchairs



EVO - TWISTER SWIVEL BASE
enables an easy access to the vehicle as well as an efficient emergency exit



ABS PROTECTION SHELLS
are designed to blend with both vehicle's interiors and body

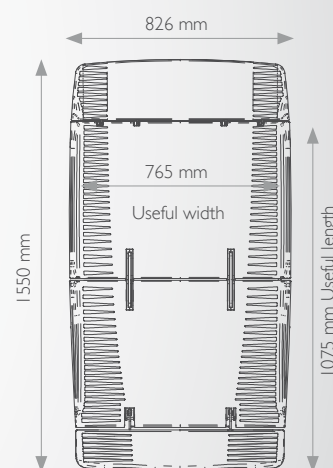
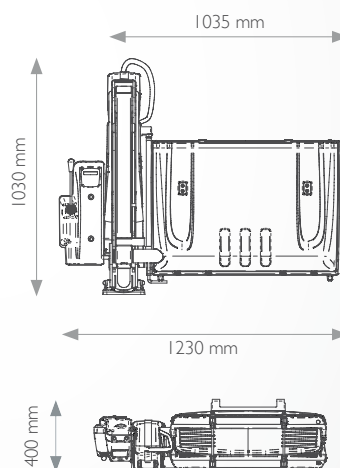
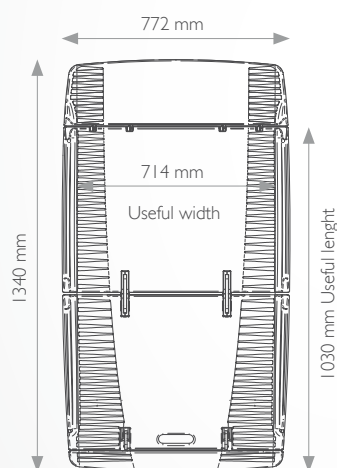
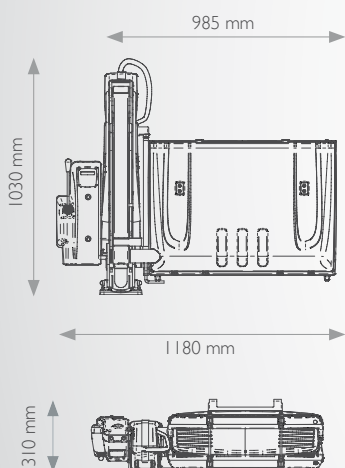


CERTIFIED
to comply with strictest international standards.
Fiorella Slim Fit is available worldwide!

F360

TECHNICAL DATA

F360 EX



	F360	F360 EX
Overall Lift Width	1180 mm	1230 mm
Overall Lift Width (remotized pump)	985 mm	1035 mm
Overall Lift Height (stowed position)	1030mm	
Usable Platform Width (Max)	714 mm	765 mm
Useful platform length (Max)	1030 mm	1075 mm
Maximum Floor-To-Ground	660 mm	

	F360	F360 EX
Power	Electrohydraulic	
Motor	12V DC / 58A	
Max Speed Ascent/Descent	0,06 m/s	
Max load capacity	360kg	
Lift weight	119 kg	131 kg
Lift weight (TD)	128kg	140kg



FOCACCIA GROUP
AUTOMOTIVE



FOCACCIA GROUP
COMPONENTES AUTOMOTIVOS



fiorella
wheelchair systems

SSI6 KM172 48015 CERVIA (RA) ITALY
T +39 0544 973669 | F +39 0544 977232
INFO@FOCACCIA.NET

WWW.FOCACCIAGROUP.COM | WWW.FOCACCIAGROUP.COM.BR | WWW.FIORELLA.WS

FOLLOW US ON

